


The Monkey Book

These pictorial stimuli were designed for the elicitation of descriptions and judgments relevant to the linguistic encoding of Manner and Path in motion events. Each stimulus page represents both a Manner and a Path being acted out simultaneously.


The original experimentation was conducted with monolingual children in three different countries: Japan, France, and England. To avoid confusion as to whether the pages should turn left-to-right as in all English and French children's books, or right-to-left as in most (but not all) Japanese children's books, the book was designed so that the binding was at the top and the pages could be flipped over from front to back. The action on each page proceeds from left to right as the monkey chases the parrot, and right to left when he runs back home. Pages targeting motion events are divided into two or three cartoon frames, as is standard in many published children's picture-books. However, the return journey is represented all on one page, with multiple images of the monkey. This was in order to counterbalance any possible unwanted 'frame effects', and to have two different types of pictorial stimuli for each type of Path.

The pages in the original book are A4 size, brightly coloured, and laminated to allow for handling by young children. The reproductions here are monochrome sketch versions of the colour originals (lamination made direct scanning impossible).


Original source of images: Stringer, D. (2005). *Paths in First Language Acquisition: Motion through Space in English, French and Japanese*. Doctoral dissertation, University of Durham.




Monkey Book cover




[1] The treehouse scene




[2] The tree-sliding scene




[3] The (first) bridge scene




[4] The (first) rock scene




[5] The (first) hollow trunk scene




[6] The (first) river scene



[7] The (first) uphill scene




[8] The (first) downhill scene




[9] The cave entrance scene



[10] The dark cave scene



[11] The chasing out scene



The Return Journey:

[12] The cave exit scene

[13] The (second) uphill scene

[14] The (second) downhill scene


[15] The (second) river scene

[16] The (second) hollow trunk scene

[17] The (second) rock scene

[18] The (second) bridge scene

[19] The tree-climbing scene



[20] The banana reward scene